

THE TOP

6

# DEPENDENCIES TIPS AND TRICKS

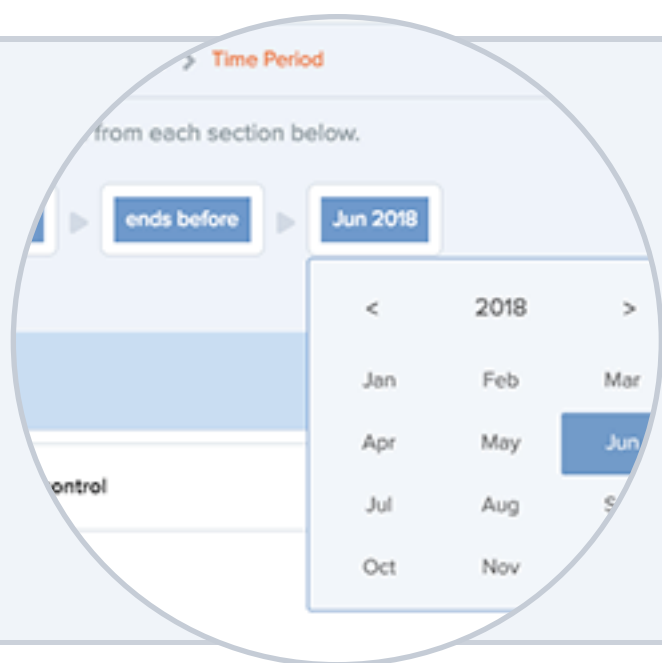
## GROUP

Some projects are part of package deals. The “And” dependency option lets you group these projects together so none of them are left behind.



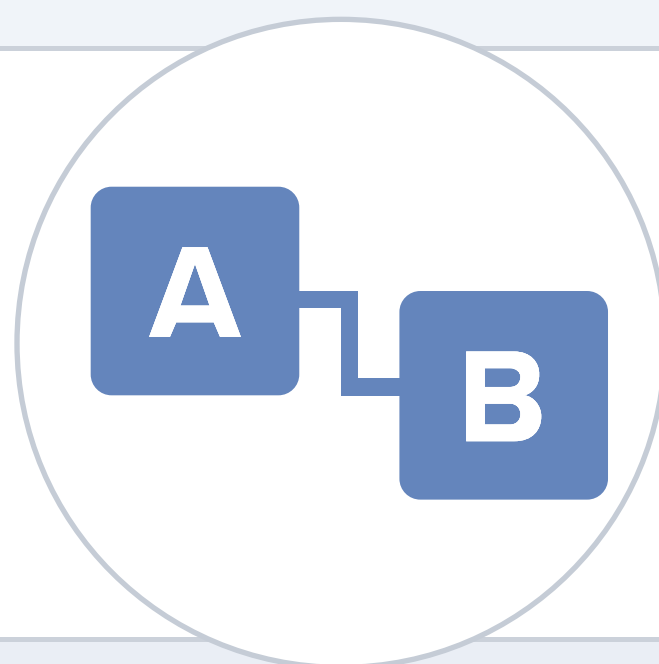
## SCHEDULE

Your projects have time constraints, so should your scheduler. Identify when projects can start or finish and let Decision Lens optimize your results accordingly.



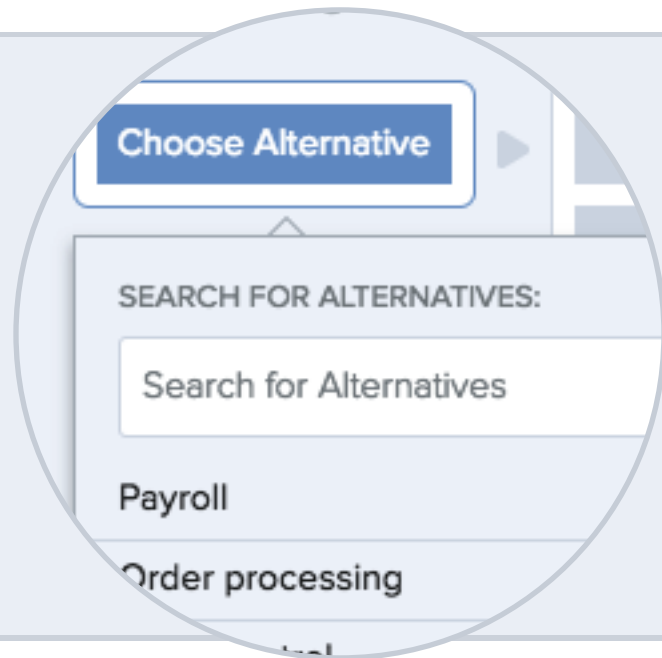
## SEQUENCE

Your projects need to happen in sequential phases. The Sequencing option has the platform automatically arrange projects in the order they need to be done.




## SEARCH

Looking for a specific alternative in a long list? The search feature will help you quickly find exactly the right alternative when creating a new dependency.



## ID

Each new dependency now has its own unique and specific ID that will never be repeated, making them easier for you to identify and reference.



## SAVE

When you create a new dependency you can decide if you want to use on just this particular scenario, or save it for use across all of your scenarios.

